

TRADITIONAL MEGAMASTER

ROLEC
Global *Marina* Services

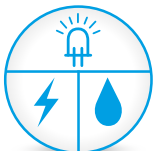



The **TRADITIONAL** MEGAMASTER Range

A heavy duty unit designed specifically to provide large scale services to super-yachts.

PRODUCT FEATURES

- Hard-wearing aluminium powder coated finish
- Internal panel
- LED lighting
- IPX6 weather proof rated GRP enclosure for switchgear and monitoring solutions
- IPX6 weather proof rated stainless steel enclosure option
- Fully segregated electric, water and lighting compartments
- Socket variants: 16amp up to 600amp
- 1000amp and 2000amp direct connection options
- Water tap variants: 1/2", 3/4", 1" and 2"
- Able to accommodate all switching and monitoring management solutions



Internal Electric, Water & Lighting Segregation




Bespoke Manufacturing



UV Stabilised



Certified



LED Illumination

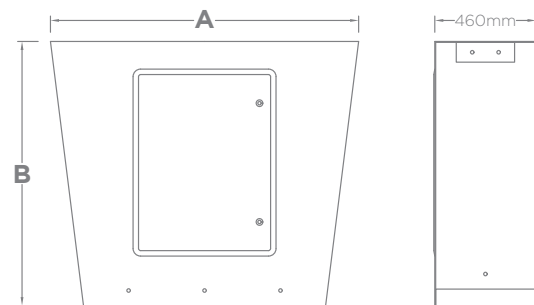


Strong & Durable

SPECIFICATIONS

CHARACTERISTICS

Materials	Hard Wearing Aluminium Powder Coated Outer Casing GRP or Stainless Steel Internal Panel Options
Dimensions	004: A: 1200mm B: 750mm (Door: 655.2mm x 408.24mm) 005: A: 1200mm B: 750mm (Door: 650mm x 515mm) 006: A: 1400mm B: 1200mm (Door: 600mm x 800mm) 007: A: 1800mm B: 1400mm (Door: 800mm x 1010mm)
Operating Temperature	-30°C to +60°C (Installed and Operated Within Multiple Climates from Around the Globe)
IP Rating	Sockets Rated IP44/IP67, Enclosures Rated IPX6
Compliances	BS EN 60529 BS7671 Wiring Regulations BS EN 61439-2:2011 BS EN 61439-5:2015 Low Voltage Directive 2014/35/EU Electromagnetic Directive 2014/30/EU Powder Coated Corrosion Resistant/Salt Mist Tested Panels ISO 9227 BS EN IEC 60695-2-11
CE	
Typical Weight (AVG)	80-120kg



ELECTRICAL

Sockets	16amp up to 600amp as Per Customer Requirements Direct Connections for 1000amp or 2000amp
Overload & Fault Current Protection	MCB/RCD or RCBO IEC 60898-1/IEC 60947-1/IEC 61009-1

WATER

Taps	1/2", 3/4", 1" and 2" Taps as Per Customer Requirements
Input	MDPE Coupler
Grade	Brass (UK), Stainless Steel (International)

LIGHTING

Type	Low Energy LED
Rating	LED Lighting 9x1 Watt

OPTIONS

- Shell colours and materials
- Branding vinyls
- Electric and water metering
- Switching and control
- Flat or curved top options
- Air, TV, telephone and data outlets
- LED Colours
- Buss bar arrangements
- Direct connections for 1000amp and 2000amp



Images are for marketing purposes only and are not contractual © 2023



Head office contact:
t: +44 (0) 1205 724754
f: +44 (0) 1205 724876
rolec@rolecserv.co.uk

Rolec Services Ltd
Ralphs Lane, Frampton West
Boston, Lincolnshire
UK. PE20 1QU

MSDS-0007

@RolecMarina
www.rolecserv.com